



F&F Filipowski sp. j
ul. Konstytucyjna 79/81
95-200 Pabianice POLAND
tel/fax 48 42 2270971
e-mail: fif@fif.com.pl

AZH-S PLUS

LIGHT DEPENDENT RELAYS with external hermetic probe



www.fif.com.pl

F&F products are covered by an 24 months warranty from date of purchase

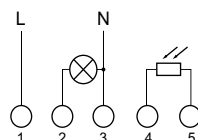
PURPOSE

Light dependent relay servers to switch -ON the lighting of streets, squares, shop windows, neon lamps etc, at twilight and to switch -OFF afore mentioned lighting at dawn

FUNCTIONING

The relay should be situated at place with permanent access to day light, which, due to its changes of intensity, will cause switching ON and OFF the lighting. The exact time of switching the lighting can be set by potentiometer by the user. Turn in the direction of "half moon" will delay switching-ON, turning in the direction of "sun" will advance switching-ON. The relay is equipped with a delay system, which delays switching ON and OFF the lighting, thus eliminating the influence of accidental disturbances like thunder lightings on the relay functioning.

WIRING DIAGRAM



ASSEMBLY

1. The relay fast upright (connection to down) to the substrate by two screws.
2. The relay fast at place with permanent access to day light, which due to its changes of intensity, will cause switching ON and OFF the lighting.
3. To turn OFF supply.
5. Connect the relay to instalation with wiring diagram.
6. Set to switching threshold on the relay scale.

ATTENTION!

If the long of power cable is more than 10 metre the probe cable shouldn't be fastened near of the power cable or conductive a large current.

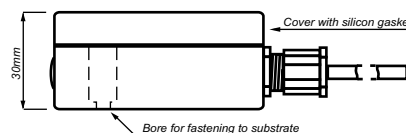
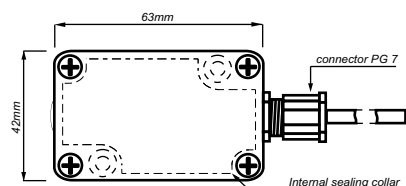
In the case of check the power to act the relay, all relay should be securely covered, e.g. by carton or dark mine cloth. Covered just probe "eye", e.g. by finger is insufficient because intensity of day light is very intense and penetrate to fotoresistor by the plastic box and human body.

TECHNICAL DATA

supply	230V AC
current load	<16A
switching threshold (setting range)	2÷1000Lx
switching threshold (factory setting)	aprox. 7Lx
hysteresis	aprox. 15Lx
switching ON delay	1÷15sec
switching OFF delay	10÷30sec
power consumption	0,8W
connection	screw terminals 2,5mm ²
working temperature	-25÷50°C
dimensions	50×67×26mm
fixing	two screws to substrate
protection level of probe	IP65

External hermetic probe "PLUS"

Optical sensor in special small box connected by connector PG7 with round cable Ø7mm (e.g. OMY, OWY 2×0,5mm²) of lenght acc to necessity. Box with special sealing flange, fastened to substrate by two screws, closed by a cover with silicon gasket and tightened by 4 screws.



A090331